

## Device connector, front mounting - CA-09P1N126Z00 - 1619894

Please be informed that the data shown in this PDF Document is generated from our Online Catalog. Please find the complete data in the user's documentation. Our General Terms of Use for Downloads are valid (<http://phoenixcontact.com/download>)



Device connector, front mounting, CA, straight, shielded: yes, for standard and SPEEDCON interlock, M23, No. of pos.: 8+1, type of contact: Pin, Solder connection, Axial seal, Central fastening Pg13,5, coding:N


The figure shows the 6-pos. product version

### Your advantages

- ✓ Safe use in the field, thanks to high degree of protection
- ✓ Connector for flexible on-site assembly
- ✓ Consistent EMC protection for reliable transmission of signals
- ✓ Solder connection: proven connection technology for various litz wires



### Key Commercial Data

Packing unit	1 pc
GTIN	 4 046356 820721
GTIN	4046356820721
Weight per Piece (excluding packing)	60.000 g
Custom tariff number	85366990
Country of origin	Germany

### Technical data

#### Temperature range

Temperature range	-40 °C ... 125 °C
-------------------	-------------------

#### Data of the insulating body

Coding	N
Insulator material	PBT

## Device connector, front mounting - CA-09P1N126Z00 - 1619894

### Technical data

#### Data of the insulating body

Contact material	CuZn
Contact surface material	Ni/Au
Insertion/withdrawal cycles mechanical	100
Contact connection method	Solder connection
Type of contacts	Pin
Application	Signal
Number of positions	9
Direction of rotation	Standard
Contact diameter of power contacts	2 mm
Litz wire cross section of power contacts max.	2.5 mm <sup>2</sup>
Rated current for power contacts	20 A
Rated voltage	48 V AC 74 V DC
Rated surge voltage	1.5 kV
Overvoltage category	III
Degree of pollution	3
Contact diameter of signal contacts	1 mm
Litz wire cross section of signal contacts max.	1 mm <sup>2</sup>
Nominal current per signal contact	8 A

#### Housing data

Note	Order information: If necessary, order locking nut separately
Housing material	CuZn
Type of locking	for standard and SPEEDCON interlock
Degree of protection (when plugged in)	IP67
Thread type	M23

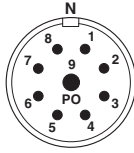
#### Environmental Product Compliance

REACH SVHC	Lead 7439-92-1
China RoHS	Environmentally Friendly Use Period = 50 years
	For details about hazardous substances go to tab "Downloads", Category "Manufacturer's declaration"

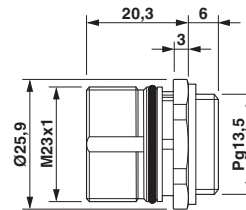
### Drawings

# Device connector, front mounting - CA-09P1N126Z00 - 1619894

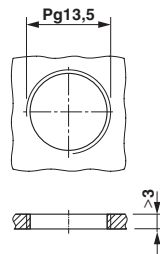
Schematic diagram



Dimensional drawing



Dimensional drawing



Installation dimensions

## Classifications

### eCl@ss

eCl@ss 10.0.1	27440102
eCl@ss 11.0	27440102
eCl@ss 4.0	27140800
eCl@ss 4.1	27140800
eCl@ss 5.0	27143400
eCl@ss 5.1	27143400
eCl@ss 6.0	27279200
eCl@ss 7.0	27440103
eCl@ss 9.0	27440102

### ETIM

ETIM 3.0	EC001121
ETIM 4.0	EC002635
ETIM 6.0	EC002061

### UNSPSC

UNSPSC 6.01	43172015
UNSPSC 7.0901	43201404

# Device connector, front mounting - CA-09P1N126Z00 - 1619894

## Classifications

### UNSPSC

UNSPSC 11	43172015
UNSPSC 12.01	43201404
UNSPSC 13.2	39121413
UNSPSC 18.0	39121413
UNSPSC 19.0	39121413
UNSPSC 20.0	39121413
UNSPSC 21.0	39121413

## Approvals


### Approvals


#### Approvals

UL Recognized / cUL Recognized / cULus Recognized

#### Ex Approvals

### Approval details

UL Recognized		<a href="http://database.ul.com/cgi-bin/XYVV/template/LISEXT/1FRAME/index.htm">http://database.ul.com/cgi-bin/XYVV/template/LISEXT/1FRAME/index.htm</a>	E335019-20141210
Nominal voltage UN		48 V	
Nominal current IN		8 A	
mm <sup>2</sup> /AWG/kcmil		18	

cUL Recognized		<a href="http://database.ul.com/cgi-bin/XYVV/template/LISEXT/1FRAME/index.htm">http://database.ul.com/cgi-bin/XYVV/template/LISEXT/1FRAME/index.htm</a>	E335019-20141210
Nominal voltage UN		48 V	
Nominal current IN		6 A	
mm <sup>2</sup> /AWG/kcmil		18	

## Device connector, front mounting - CA-09P1N126Z00 - 1619894

### Approvals

cULus Recognized



### Accessories

#### Accessories

##### Circular connectors (device side)

Flat nut - SACC-E-MU-PG13,5 - 1539143



Flat nut with Pg13.5 thread

### Mounting material

Color-coding - CA-Z0110 - 1620700



Color-coding, color: green

Color-coding - CA-Z0111 - 1620701



Color-coding, color: orange

Color-coding - CA-Z0112 - 1620702



Color-coding, color: black

## Device connector, front mounting - CA-09P1N126Z00 - 1619894

### Accessories

Contact removal tool - CA-Z0001 - 1620699



Unlocking tool for contact carriers for snapping in the M23 signal device connectors

---

### Protective cover

Protective cap - SF-Z0019 - 1607449



Plastic protection cap, with eye, IP40 for connectors with M23 external thread, RF, SF series

---

Protective cap - RC-Z2059 - 1604225



Plastic protection cap for connectors with M23 external thread

---

Plastic anti-static dust protection cap - RC-Z2469 - 1611797



Plastic protection cap, antistatic, for RF, SF, CA, RC series connectors, with M23 external thread

---

Metal protective cap - RC-Z2104 - 1604260



Metal protection cap for signal connectors with M23 external thread

---

## Device connector, front mounting - CA-09P1N126Z00 - 1619894

### Accessories

Metal protective cap - RC-Z2068 - 1604236



Metal protection cap with steel wire for signal connectors with M23 external thread

---

Phoenix Contact 2021 © - all rights reserved  
<http://www.phoenixcontact.com>